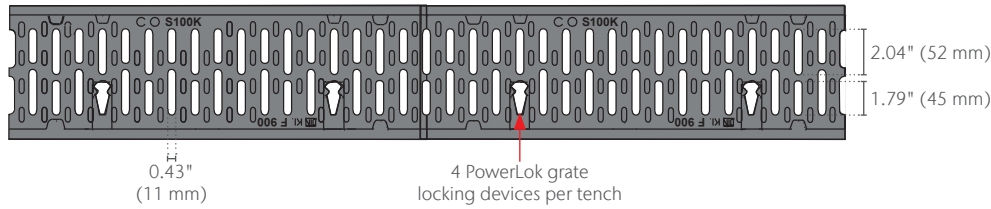


H100SK-10 Iron Edged Channel w/ Slotted Grate

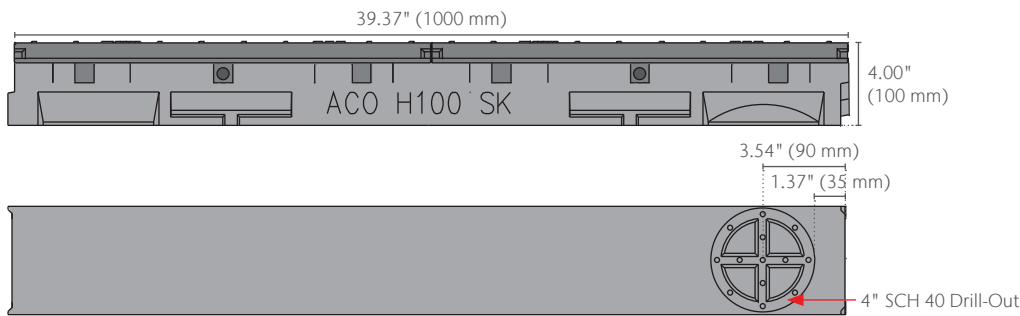


Grate



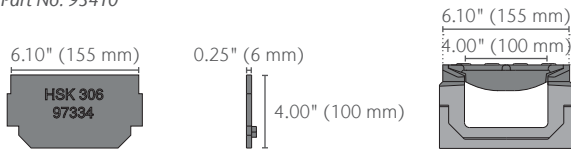
H100SK-10 Iron Edged Channel

Part No. 93408



H100SK Closing Cap

Part No. 93410



Outlet Flow Rates

Outlet Flow Rates	Outlet Size (SCH 40)	Invert Depth in (mm)	GPM	CFS
H100SK-10 Channel	4.00" round	2.95 (75)	93	0.21

These are the pipe flow rates at the specified outlet, NOT channel flow rates

Product

Descriptions	Part No.	Invert Depth in (mm)	Weight lbs
H100SK-10 Neutral Channel - 39.37" (1000 mm) complete with slotted ductile iron grate	93408	2.95 (75)	69.5
H100SK Closing Cap	93410	2.95 (75)	1.0
Debris strainer for 4" bottom KO	93488	-	0.2
Grate removal tool	01318	-	0.3

Notes:

1. H100SK-10 is sold complete. i.e.; channel with grate
2. Add nominal 1.00" (25mm) to invert depth for overall channel depth
3. Preformed Sch. 40 4" dia. drill-out cast on underside of each channel
4. Use QuickLok/PowerLok grate removal tool to remove grates (Part # 01318)
5. Water intake per meter channel is 46 in² (296.77 cm²)

H100SK-10 Iron Edged Channel w/ Slotted Grate



Specification Summary

General

The surface drainage system shall be ACO Drain SlabDrain H100SK-10 complete with slotted gratings secured with PowerLok locking as manufactured by ACO, Inc. or equal approved

Grates

Slotted ductile iron shall be independently certified to meet Load Class F to EN 1433 - 200,000 lbs or able to withstand 4,182 psi. After removal of grates there shall be uninterrupted access to the trench to aid maintenance

Installation

The trench drain system shall be installed in accordance with the manufacturer's installation instructions and recommendations.

Materials

The trench system bodies shall be manufactured from polyester polymer concrete with minimum properties as follows:

- Compressive strength: 14,000 psi
- Flexural strength: 4,000 psi
- Water absorption 0.07%
- Frost proof
- Salt proof
- Dilute acid and alkali resistant

The nominal clear opening shall be 4.00" (100 mm) with overall width of 6.10" (155 mm). Pre-cast units shall be manufactured with neutral invert and have a wall thickness of at least 0.67" (16 mm). Each unit will feature a male to female interconnecting end profile. Units shall have horizontal cast in anchoring features on the outside wall to ensure maximum mechanical bond to the surrounding bedding material and pavement surface. The ductile iron edge rail will be integrally cast in by the manufacturer to ensure maximum homogeneity between polymer concrete body and edge rail. Each edge rail shall be at least 1/4" (6 mm) thick.



Australian Standard AS 3996 - 2006 Clause 3.3.6: max slot length dependent on slot width for grates that are deemed Bicycle Tire Penetration Resistant.




EN1433 Load Class F
202,328 lbs – 4,177 psi

ACO, Inc.

© January 2026 ACO, Inc.

All reasonable care has been taken in compiling the information in this document. All recommendations and suggestions on the use of ACO products are made without guarantee since the conditions of use are beyond the control of the company. It is the customer's responsibility to ensure that each product is fit for its intended purpose and that the actual conditions of use are suitable. ACO, Inc. reserves the right to change products and specifications without notice.



info@acousa.com
www.acousa.com

